


We're going on a bird hunt

For this activity you will need:

- Internet or bird books
- Pencils/textas
- Paper
- Empty toilet paper rolls
- Sticky tape
- Any 'Dress up' items





What is the learning in this activity?

Ages: 4+

Purpose: Encourage creativity through imaginary play, develop focus and attention through careful looking and listening, and learn about the wildlife where you live

Let's play!

1. Have a look on the internet or in wildlife books for some common birds found in Melbourne or Yarra Ranges.
2. Draw pictures of your favourite ones, or print off their photos if you prefer.
3. Get your explorer outfit and equipment ready – this could include a towel cape, toilet roll binoculars or a colander helmet.
4. Begin the search! Take your pictures or photos with you outside and mark off or count what you see.



Let's talk..

Qs - Where do you think that bird might sleep? What do you think it eats? What other noises can you hear outside? What colours can you see? What do you think the birds are saying?

Extension - Take photos or draw those that weren't on your list, Include in your hunt some plants or other animals such as insects or do some further research on what you see (The Birdlife Australia 'Birddata' webpage is a great resource on common species in different regions, including photos <https://birddata.birdlife.org.au/>)

We'd love to see your creations and home based play.

Share with us at: @YarraRangesFamilies #YarraRangesPlay

You can contact the YRC Family & Children's Services team on 1300 368 333 or by email at earlyyears@yarraranges.vic.gov.au