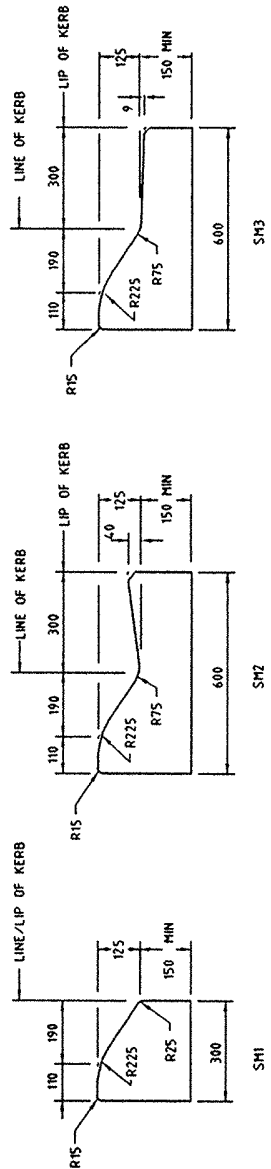
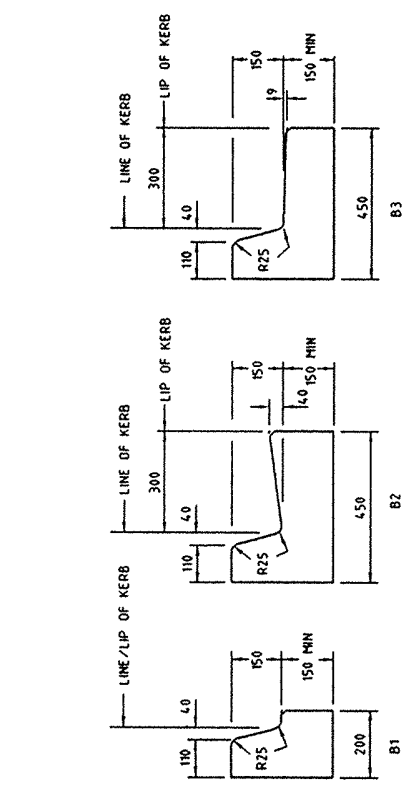


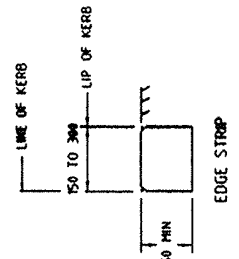
MOUNTABLE KERBS
(REFER NOTE 2)



SEMI-MOUNTABLE KERBS



BARRIER KERBS



EDGE STRIP

NOTES:

1. CONCRETE SHALL BE 32MPa STRENGTH GRADE COMPLYING WITH THE REQUIREMENTS OF AS 1379/1991
2. REFER TO ROAD DESIGN GUIDELINES PART 3 FOR THE RECOMMENDED USE OF KERB AND CHANNEL
3. MOUNTABLE KERBS M4, M5 AND M6 ARE DESIGNED TO DISCOURAGE MOST TRAFFIC FROM MOUNTING A TRAFFIC ISLAND OR MEDIAN EXCEPT FOR LONG OR OVER-DIMENSIONAL VEHICLES. EG. THE KERBS ON THE OUTER EDGE OF THE MOUNTABLE APRON OF A ROUNDABOUT'S CENTRAL ISLAND. THESE KERBS SHALL NOT BE USED WHERE THERE IS A LIKELIHOOD THAT CYCLISTS, PEDESTRIANS OR PRAMS WILL HAVE TO CROSS THE KERB.

| AMENDMENTS | DATE |
|------------|------|
| | |
| | |
| | |



VICROADS STANDARD KERB PROFILES

MANAGER CIVIL DEVELOPMENT SERVICES

M. Jamal

| | |
|--------------|---------|
| DRAWN BY: | WDA |
| DATE: | AUG '97 |
| SCALE: | N.T.S. |
| DRAWING NO.: | SD / B2 |